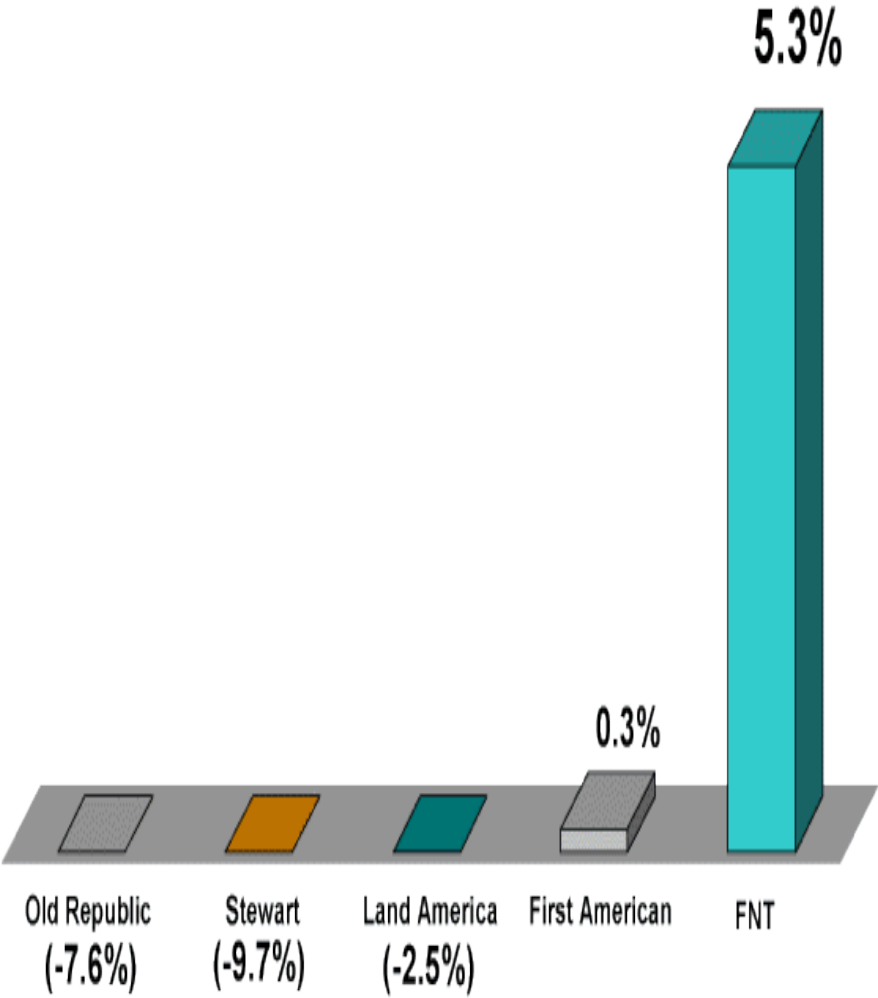



FNT – Pre-Tax Margin Industry Comparison




1st Quarter 2008



FNF Financial Overview

	<u>March 31, 2008</u>	<u>December 31, 2007</u>
Reserve for Claim Losses	\$1.4 billion	\$1.4 billion
Notes Payable*	\$1.2 billion	\$1.2 billion
Shareholders' Equity	\$3.2 billion	\$3.2 billion

* Debt to total capital ratio of 27% at March 31, 2008



FNF Financial Overview

	<u>March 31, 2008</u>	<u>December 31, 2007</u>
Reserve for Claim Losses	\$1.4 billion	\$1.4 billion
Notes Payable*	\$1.2 billion	\$1.2 billion
Shareholders' Equity	\$3.2 billion	\$3.2 billion

* Debt to total capital ratio of 27% at March 31, 2008

